

MARKETING
SCALER

Your Digital Growth Partner

FROM STARTUPS TO GIANTS –
WE MAKE BRANDS WIN



www.Marketingscaler.com

Scroll down 

About Marketing Scaler

At MarketingScaler, we specialize in **performance-driven digital marketing** to help businesses scale their online presence and maximize ROI. From paid advertising to brand strategy, we craft customized solutions that drive real results.

Our Expertise

- ◆ **Paid Advertising** – Google Ads, Facebook Ads, Instagram Ads, and more
 - ◆ **Lead Generation** – High-quality leads for sustainable business growth
 - ◆ **Social Media Marketing** – Engaging strategies to grow your audience
- ◆ **Website Development** – High-converting, user-friendly websites that drive sales
 - ◆ **Conversion Optimization** – Turning visitors into paying customers
 - ◆ **SEO & Content Marketing** – Higher rankings, better visibility

So, please check the next slide...

HERE, WE SHOWCASE SOME OF OUR CLIENTS' RESULTS ACROSS VARIOUS NICHES

GENERATED **LEADS** FOR NUMEROLOGY WORKSHOP AT A COST PER LEAD OF **₹7.96**

Budget	Att set	Results	Reach	Impressions	Cost per result	Amount spent	Ends
₹1,850.00 Daily	7...	184 ^[2] Website leads	18,279	20,011	₹7.96 ^[2] Per lead	₹1,465.18	Ongoing

GENERATED LEADS FOR DIFFERENT NICHEs AT COST PER LEAD OF ₹7 to ₹8

More views 26 Jan 2025 - 28 Jan 2025

Ads

A/B test More Columns: Performance Breakdown Reports Export

Budget	Att set	Results	Reach	Impressions	Cost per result	Amount spent	Ends
₹1,850.00 Daily	7...	709 [2] Website leads	55,278	71,048	₹7.61 [2] Per lead	₹5,397.10	Ongoing

Website purchases			Per purchase		
703 [2] Website leads	81,066	178,034	₹33.80 [2] Per lead	₹23,763.83	Ongoing
464 [2] Website leads	33,808	52,059	₹7.73 [2] Per lead	₹3,585.83	Ongoing
3,069 [2] Website purchases	389,607	916,733	₹13.23 [2] Per purchase	₹40,603.82	Ongoing
1,864 [2] Website leads	270,056	455,826	₹18.58 [2] Per lead	₹34,635.04	Ongoing
139 [2] Website leads	50,901	57,460	₹28.33 [2] Per lead	₹3,938.13	Ongoing
—	—	—	—	₹0.00	Ongoing
—	4,186,813	16,646,099	—	₹1,067,718.55	

More views 19 Jan 2025 - 28 Jan 2025

Ads

A/B test More Columns: Performance Breakdown Reports Export

Budget	Att set	Results	Reach	Impressions	Cost per result	Amount spent	Ends
₹1,850.00 Daily	7...	953 [2] Website leads	65,317	91,411	₹7.58 [2] Per lead	₹7,219.82	Ongoing

557 [2] Website leads	29,468	52,812	₹10.35 [2] Per lead	₹5,766.60	Ongoing
675 [2] Website leads	34,098	65,270	₹8.85 [2] Per lead	₹5,976.18	Ongoing
216 [2] Website leads	10,282	14,025	₹7.57 [2] Per lead	₹1,634.73	Ongoing
667 [2] Website leads	24,060	43,382	₹6.93 [2] Per lead	₹4,623.75	Ongoing
188 [2] Website leads	15,772	26,906	₹24.99 [2] Per lead	₹4,698.29	Ongoing
46 [2]	13,417	29,573	₹233.19 [2]	₹10,726.64	Ongoing

GENERATED SALES FOR E-COMMERCE COSMETIC BRAND

More views This month: 1 Jan 2025 - 28 Jan 2025

Ads

More Columns: Performance Breakdown Reports Export Charts

Cost	Attribut setting	Results	Reach	Impressions	Cost per result	Amount spent	Ends
₹1,800.00 Daily	7-day172 Cosmetic purchase ty	33,196	45,808	₹31.74 Per Cosmetic purcha...	₹5,460.08	Ongoing
₹1,800.00 Daily	7-day502 Cosmetic purchase ty	152,374	210,874	₹28.52 Per Cosmetic purcha...	₹14,316.30	Ongoing
₹1,800.00 Daily	7-day385 Cosmetic purchase ty	129,278	169,539	₹28.97 Per Cosmetic purcha...	₹11,151.57	Ongoing
₹800.00 Daily	7-day106 Cosmetic purchase ty	38,570	46,589	₹29.37 Per Cosmetic purcha...	₹3,113.10	Ongoing
₹1,800.00 Daily	7-day704 Cosmetic purchase ty	176,428	253,503	₹23.56 Per Cosmetic purcha...	₹16,587.01	Ongoing
₹500.00 Daily	7-day377 Facebook leads	20,315	43,278	₹9.07 Per one-Facebook lea...	₹3,419.21	Ongoing

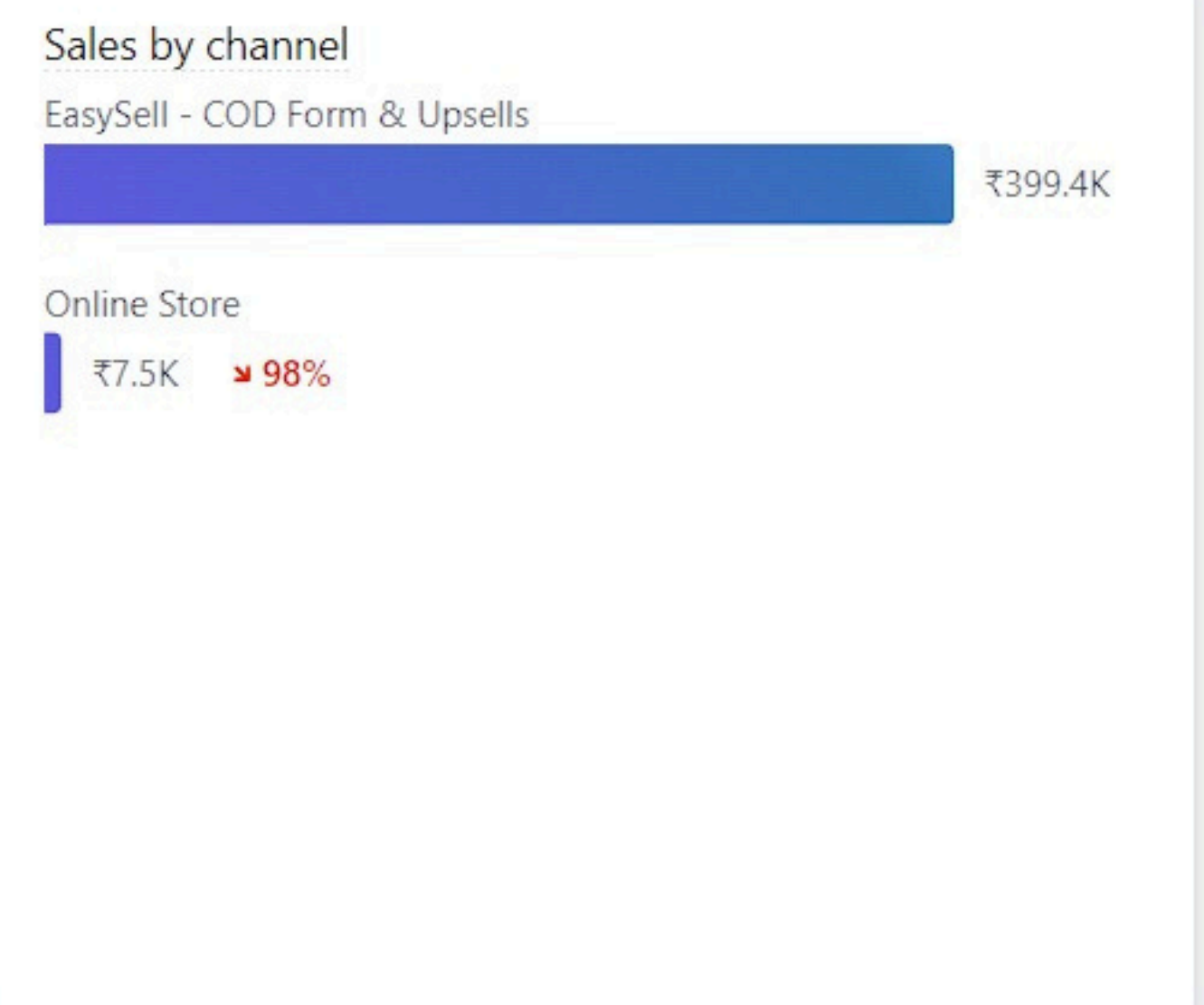
GENERATED **1860+ Orders** FOR A BRAND WITH A ROAS OF **5.5X**

Campaigns 1 selected Ad sets for 1 Campaign Ads for 1 Campaign

Create ▼ Edit ▼ More ▼ View Setup Columns: Custom Breakdown ▼

Off / On	Ad Set	Bid strategy	Budget	Results	Website purchase ROAS (return on ad...)	Purchases conversion value
<input checked="" type="checkbox"/>	General-RT-All visitors-50% Off - Image - Hom...	Lowest cost Conversions	\$600.00 Daily	167 [2] Website Purchas...	4.80 [2]	\$9,113.70 [2]
<input checked="" type="checkbox"/>	General-CT-50% Off - Video	Lowest cost Conversions	\$150.00 Daily	30 [2] Website Purchas...	2.95 [2]	\$1,952.76 [2]
<input checked="" type="checkbox"/>	General-RT-50% Off - Video	Lowest cost Conversions	\$160.00 Daily	78 [2] Website Purchas...	5.90 [2]	\$3,795.70 [2]
<input checked="" type="checkbox"/>	General-LAA-50% Off - Video	Lowest cost Conversions	\$150.00 Daily	57 [2] Website Purchas...	4.13 [2]	\$2,638.85 [2]
<input checked="" type="checkbox"/>	57AA-RT-50% Off - New	Lowest cost Conversions	\$110.00 Daily	57 [2] Website Purchas...	7.25 [2]	\$3,088.22 [2]
<input checked="" type="checkbox"/>	General-RT-Email-Database & Unopened-50% ...	Lowest cost Conversions	\$600.00 Daily	233 [2] Website Purchas...	6.56 [2]	\$12,330.76 [2]
<input checked="" type="checkbox"/>	EYL-LAA-50% Off	Lowest cost	\$100.00	40 [2]	4.57 [2]	\$2,002.53 [2]
	Results from 44 ad sets ⓘ			1,867 [2] Website Purchases	5.47 [2] Average	\$101,687.60 [2] Total

14% IMPROVEMENT IN REVENUE THROUGH OUR PERFORMANCE MARKETING STRATEGIES IN JUST 13 DAYS



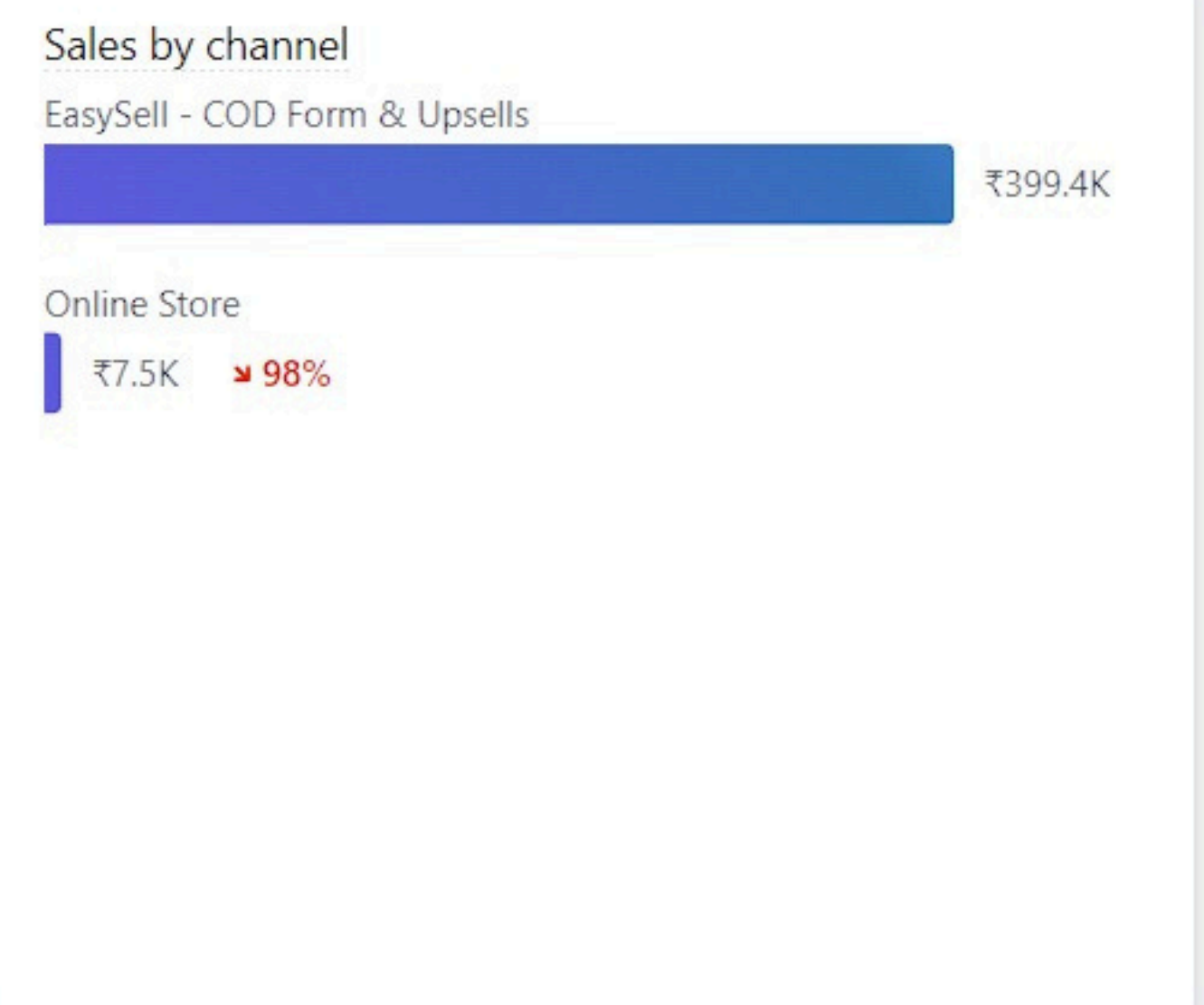
Online store conversion rate

0.15% ↗ 96%

Added to cart	906 sessions	13.90%	↗ 98%
Reached checkout	27 sessions	0.41%	↗ 95%
Sessions converted		0.15%	↗ 96%



14% IMPROVEMENT IN REVENUE THROUGH OUR PERFORMANCE MARKETING STRATEGIES IN JUST 13 DAYS



Online store conversion rate

0.15% ↗ 96%

Added to cart	906 sessions	13.90%	↗ 98%
Reached checkout	27 sessions	0.41%	↗ 95%
Sessions converted		0.15%	↗ 96%



GENERATED 260+ Prepaid Order of Value ₹3000 in 13 DAYS FOR A BRAND

Search and filter This month: 1 Jul 2023 - 13 Jul 2023

Campaigns | Ad sets | Ads

+ Create | Edit | A/B test | Rules | View Setup | Columns: Performance | Breakdown | Reports

Off/On	Campaign	Distribution	Results	Reach	Impressions	Cost per result	Amount spent	Ends
<input type="checkbox"/>	13072023 ME	ay click	Website purchase	—	—	Per Purchase	₹0.00	Ongoing
<input type="checkbox"/>	16042023 ME	ay click	.118 [2] Website purchases	169,998	198,378	₹219.54 [2] Per Purchase	₹25,905.48	Ongoing
<input type="checkbox"/>	16042023 ME	ay click	.148 [2] Website purchases	284,809	398,310	₹174.23 [2] Per Purchase	₹25,785.48	Ongoing
<input type="checkbox"/>	17052023 ME	ay click	Website purchase	—	—	Per Purchase	₹0.00	Ongoing
<input type="checkbox"/>	17052023 ME	ay click	Website purchase	—	—	Per Purchase	₹0.00	Ongoing
<input type="checkbox"/>	16052023 ME	ay click	Website purchase	—	—	Per Purchase	₹0.00	Ongoing
<input type="checkbox"/>	21042023 ME	ay click	Website purchase	—	—	Per Purchase	₹0.00	Ongoing
<input type="checkbox"/>	15042023 ME	ay click	Website purchase	—	—	Per Purchase	₹0.00	Ongoing
<input type="checkbox"/>	15042023 ME	ay click	Website purchase	—	—	Per Purchase	₹0.00	Ongoing
Results from 26 campaigns		Multiple attrib...	Website purchase	434,637	596,688	Per Purchase	₹51,690.96	
				Accounts Centre acco...	Total	Total Spent		

GENERATED ROAS OF 6.5X FOR AN INDIAN FASHION BRAND

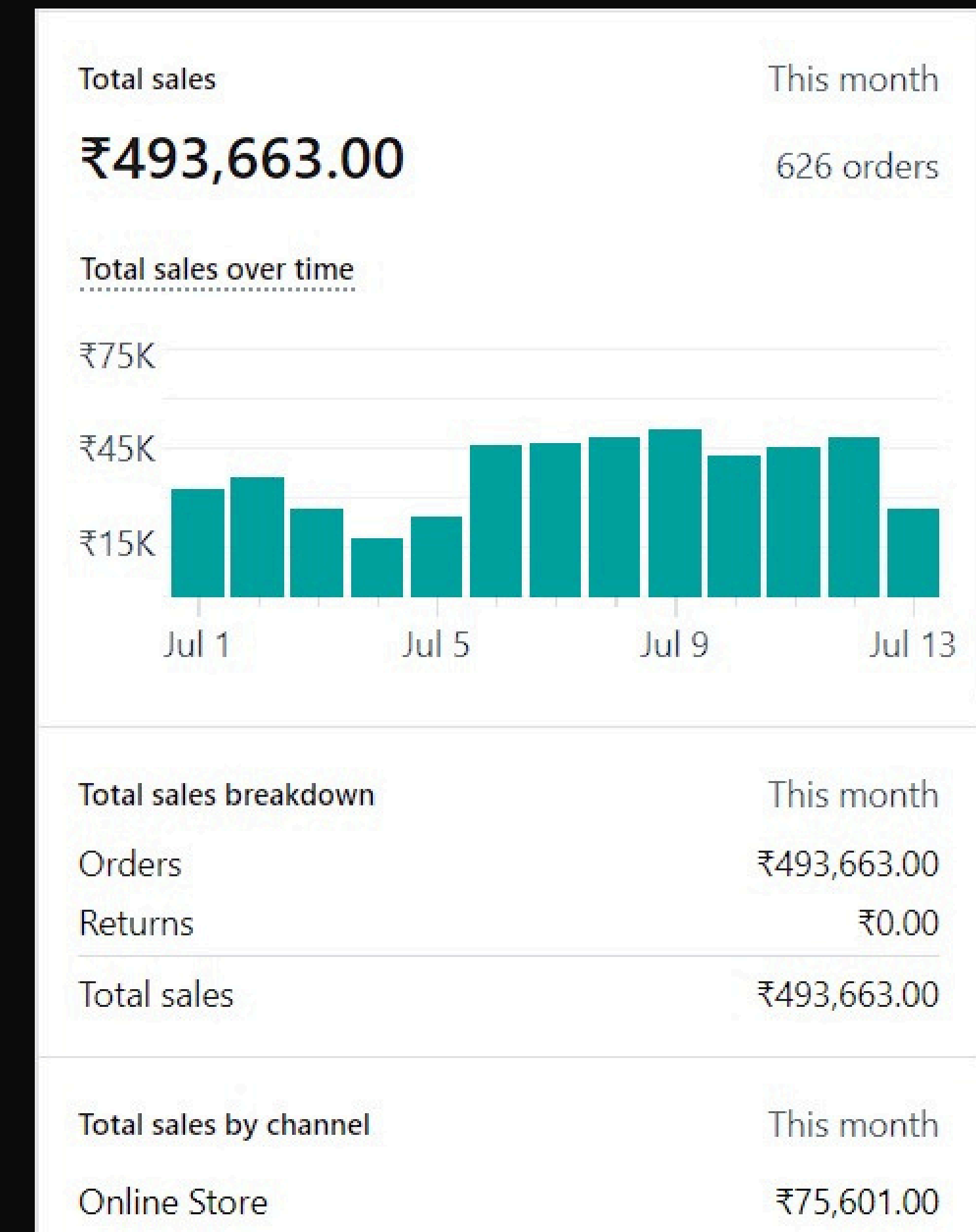
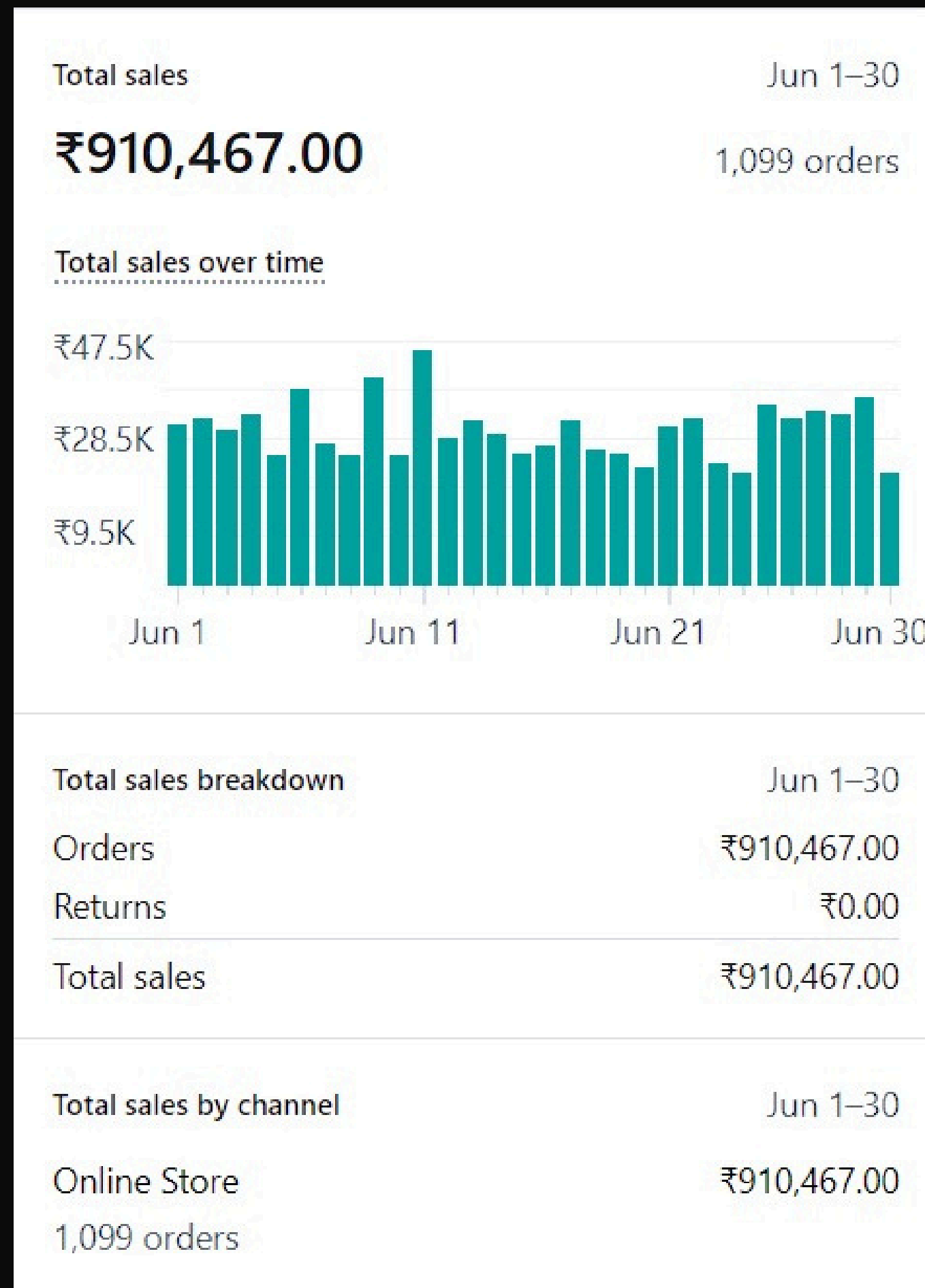
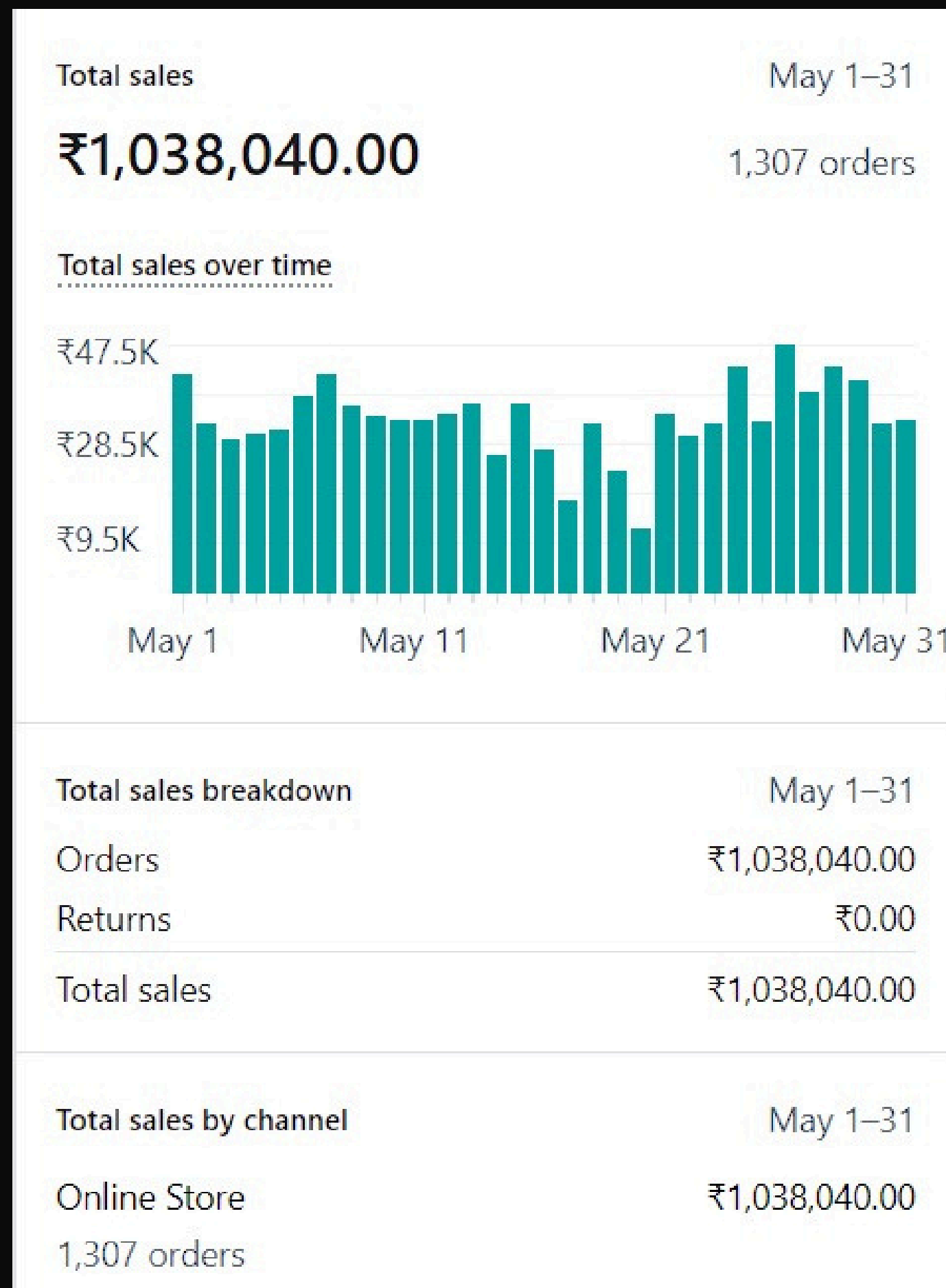
Campaigns 21 selected x Ad sets for 21 Campaigns Ads for 21 Campaigns

+ Create [] Edit More View Setup Columns: Siddhant - CS Breakdown Reports

Off / On	Ad set	Purchases	Amount spent	Purchases conversion value	Purchase ROAS (return on ad spend)	Cost per purchase
<input checked="" type="checkbox"/>	eh_001_adset - Copy	710	₹1,02,848.82	₹6,70,690.00	6.52	₹144.86
<input checked="" type="checkbox"/>	adset1_open	3	₹242.09	₹1,497.00	6.18	₹80.70
<input checked="" type="checkbox"/>	adset1_stacked	21	₹2,334.33	₹12,079.00	5.17	₹111.16
<input checked="" type="checkbox"/>	18 - 24 CSE Students	12	₹2,076.08	₹10,034.00	4.83	₹173.01
<input checked="" type="checkbox"/>	New Sales ad set 1 - Copy	47	₹3,018.80	₹14,053.00	4.66	₹64.23
<input checked="" type="checkbox"/>	adset_IN_cold - Copy	23	₹2,623.65	₹11,927.00	4.55	₹114.07
Results from 33 ad sets Excludes deleted items		Total	₹5,18,844.29 Total Spent	₹0.00 Total		

currently working with 15 + indian and international Fashion brands

Generated Sales for E-commerce Clothing Brand

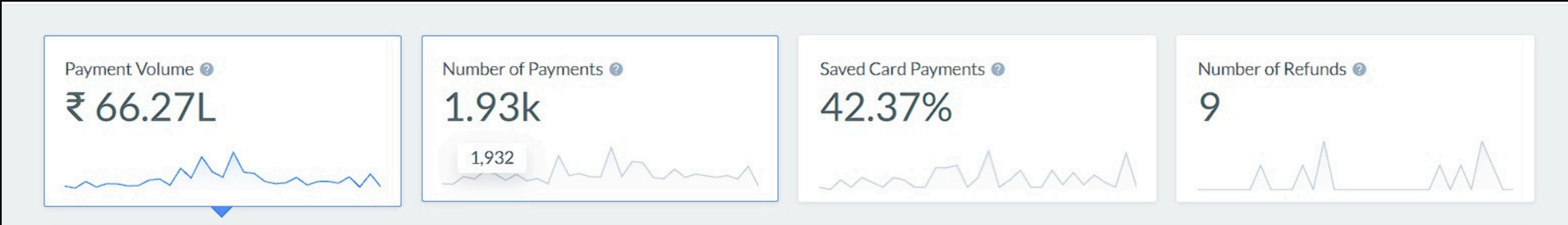


Three of My Existing Clients Results in RazorPay show's there income

Last 7 days Revenue one of My Existing Clients



Last 30 days Revenue one of My Existing Clients



Last 90 days Revenue one of My Existing Clients



GOT AN AVERAGE ROAS OF 5.21X FOR A PROTEIN SUPPLEMENT BRAND IN 17 DAYS

Resource Center | Campaigns (3 Selected) | Ad Sets for 3 Campaigns | Ads for 3 Campaigns

+ Create | Duplicate | Edit | A/B Test | Rules | View Setup | Reports

Ad Set Name ↑	Amount Spent	Link Clicks	Website Purchases	On-Facebook Purchases	Website Purchases Conversion...	Website Purchase ROAS...
<input type="checkbox"/> MOF 13th July	₹1,203.74	171	3 ⁽²⁾	—	₹8,496.00 ⁽²⁾	7.06 ⁽²⁾
<input type="checkbox"/> TOF 6th JULY (Promotional Video)	₹5,219.89	338	6 ⁽²⁾	—	₹15,095.00 ⁽²⁾	2.89 ⁽²⁾
<input type="checkbox"/> TOF 6th JULY (Promotional Video) - 11CR+ A...	₹6,826.92	363	13 ⁽²⁾	—	₹28,783.60 ⁽²⁾	4.22 ⁽²⁾
<input type="checkbox"/> TOF 6th JULY (Promotional Video) - IG AUD	₹6,335.72	302	12 ⁽²⁾	—	₹30,281.00 ⁽²⁾	4.78 ⁽²⁾
<input type="checkbox"/> TOF 6th JULY (Promotional Video) - PUR LLAs	₹489.91	28	—	—	₹0.00	—
<input type="checkbox"/> protein pro	₹16,120.36	2,278	48 ⁽²⁾	—	₹105,757.71 ⁽²⁾	6.56 ⁽²⁾
> Results from 6 ad sets ⓘ	₹36,196.54 Total Spent	3,480 Total	82 ⁽²⁾ Total	— Total	₹188,413.31 ⁽²⁾ Total	5.21 ⁽²⁾ Average

GOT A ROAS OF **10.57X** FOR AN CUSTOMIZE JEWELLERY BRAND

223 ^[2] Website purcha...	390,082	433,181	₹73.28 ^[2] Per Purchase	₹16,340.54
285 ^[2] Website purcha...	525,831	628,927	₹72.82 ^[2] Per Purchase	₹20,754.31
277 ^[2] Website purcha...	570,519	686,417	₹80.39 ^[2] Per Purchase	₹22,268.67
302 ^[2] Website purcha...	499,543	613,802	₹67.26 ^[2] Per Purchase	₹20,313.67
232 ^[2] Website purcha...	449,226	592,596	₹76.94 ^[2] Per Purchase	₹17,849.95
196 ^[2] Website purcha...	435,978	505,071	₹80.43 ^[2] Per Purchase	₹15,763.61
159 ^[2] Website purcha...	364,526	423,502	₹84.10 ^[2] Per Purchase	₹13,371.63
1,674 ^[2] Website purchases	2,537,459 Accounts Centre ac...	3,883,496 Total	₹75.66 ^[2] Per Purchase	₹126,662.38 Total Spent

GENERATED LEADS FOR A CAR DEALERSHIP AT A COST PER LEAD OF ₹3.00

Search and filter Yesterday: 12 Jul 2023

Campaigns | Ad sets | Ads

[+ Create](#) | [Edit](#) | [More](#) | [View Setup](#) | [Columns: Performance](#) | [Breakdown](#) | [Reports](#)

<input type="checkbox"/>	Off/On	Campaign	Results	Reach	Impressions	Cost per result	Amount spent	Ends
<input type="checkbox"/>	<input checked="" type="checkbox"/>	khushi 126 3	4 [2] Messaging conver...	771	781	₹4.11 [2] Per messaging co...	₹16.43	
<input type="checkbox"/>	<input checked="" type="checkbox"/>	khushi 126 2	6 [2] Messaging conver...	673	688	₹2.28 [2] Per messaging co...	₹13.69	
<input type="checkbox"/>	<input checked="" type="checkbox"/>	khushi 126 1 View Charts Edit Duplicate Pin	4 [2] Messaging conver...	855	866	₹5.76 [2] Per messaging co...	₹23.05	
<input type="checkbox"/>	<input checked="" type="checkbox"/>	sanju 4 250 159	6 [2] Messaging conver...	747	754	₹2.62 [2] Per messaging co...	₹15.72	
<input type="checkbox"/>	<input checked="" type="checkbox"/>	sanju 3 250 159	4 [2] Messaging conver...	494	498	₹3.91 [2] Per messaging co...	₹15.65	
<input type="checkbox"/>	<input checked="" type="checkbox"/>	sanju 2 250 159	4 [2] Messaging conver...	683	689	₹4.09 [2] Per messaging co...	₹16.34	
Results from 43 campaigns			— Multiple conversions	5,626 Accounts Centre acco...	5,777 Total	— Multiple conversions	₹152.15 Total Spent	



MARKETING
SCALER

What's Next?

- **We'll show you the real, live results we're currently delivering for our clients**
- **Discuss how we can achieve similar success for you**
- **We'll create a customized plan tailored for your brand**

Let's take your business to the next level
start working together today!

Contact Us



www.Marketingscaler.com



8920752112
